

# SPECIFICATION SHEET

M&E | Bronze PD19, PD20, PD25

Positive Displacement Water Meter

## Specifications

- The PD water meter consists of three major assemblies: a register, a lead free bronze main case, and a positive displacement (oscillating piston) measuring chamber.
- The PD meter is available with a variety of register types. For reading convenience, the register is mounted hinged on the outlet side of the meter. The lead-free bronze main case is corrosion resistant and is rated for typical municipal applications.
- The positive displacement chamber design of the measuring element ensures maximum accuracy in any installation orientation. The measuring unit is optimized for minimal wear.
- All M&E meters meet or exceed AWWA C700 standards.
- M&E provides a limited warranty with respect to its PD water meters for performance, materials, and workmanship.



## Application

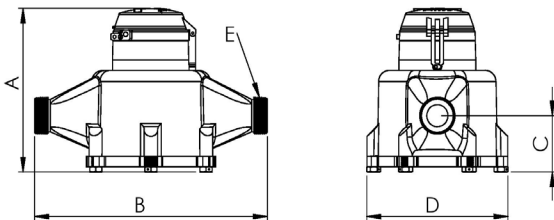
For use in measurement of potable cold water in residential, commercial and industrial services where flow is in one direction only.

The PD19/20/25 main casing is made of lead free bronze that complies with NSF/ANSI/CAN 61 and 372. All PD19/20/25 meters not only meet or exceed NSF 61 but are also labeled accordingly. The serial number is engraved on the casing.

The combined gear and register unit is fully sealed with straight odometer for visual reading of billable units as well as a group of high-precision pointers for accurate testing by governing agencies. Both the register and pulse unit are pit rated to IP68 (NEMA 6).

Measuring chamber is a positive displacement (oscillating piston) design made of engineered plastics that meet NSF standards.

Along with NSF approval, the PD19/20/25 is also approved by NTEP for both horizontal and vertical installations in cold water.



	A (in)	B (in)	C (in)	D (in)	E (in)	Weight (lbs)
5/8 x 3/4 PD	5.75	7.5	1.8	3.7	1" Male NPSM	4.08
3/4 x 3/4 Short PD	6.25	7.5	2	4.5	1" Male NPSM	5.84
3/4 x 3/4 Long PD (with Bronze Extension Fitting)	6.25	9	2	4.5	1" Male NPSM	6.29
1" PD	7.5	10.75	2.56	6.55	1.25" Male NPSM	10.25

## Features

### Register

- All M&E meters come standard with pulse output
  - Pulse Reed Switch rating: 24V max and 100 mA max
- All M&E meters are available in either gallon or cubic feet registration
- Magnetic drive, low-torque registration ensures accuracy
- Impact-resistant glass register resists scratching
- High-resolution, low-flow leak detection
- Bayonet-style register mount allows in-line serviceability
- Tamperproof seal pin deters theft
- Date of manufacture, size, and model stamped on dial face

### Lead Free Main Case


- Made from lead free bronze
- NSF/ANSI/CAN 61 and 372 certified
- Includes 1/4"- 20 threaded boss for AMR/AMI pit installations
- Electrical grounding continuity
- 3/4" x 7.5" Meter available with 1.5" extension

### Measuring Chamber

- Oscillating piston measuring chamber
- Widest effective flow range for maximum revenue
- Polymer measuring chamber materials maximize long-term accuracy



FOR ORDERS & INQUIRIES:  
**877-863-8377**



# SPECIFICATION SHEET

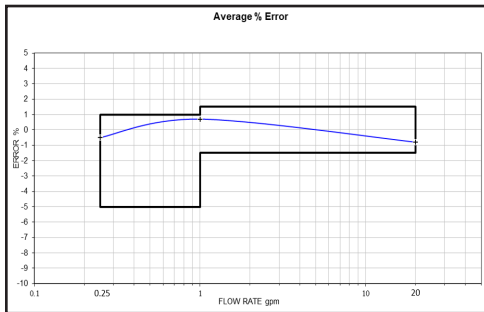
M&E | Bronze PD19, PD20, PD25

Positive Displacement Water Meter

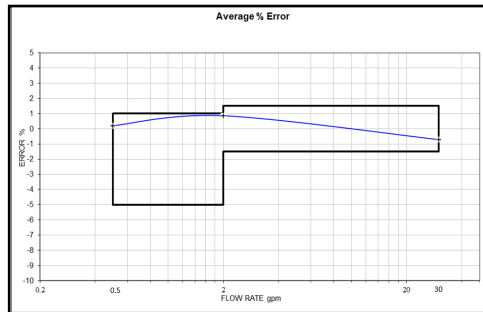
## Size Options

Model # Bronze- PD19, PD20, PD25	PD19 5/8" x 3/4"	PD20 3/4" x 3/4" x 7.5"	PD20 3/4" x 3/4" x 9"	PD25 1"
Normal Operating Range +/- 1.5% GPM (CFM)	1-20 (0.13-2.67)	2-30 (0.27-4.01)	2-30 (0.27-4.01)	3-50 (0.40-6.68)
Low Flow +1% / -5% GPM (CFM)	0.25 (0.033)	0.5 (0.067)	0.5 (0.067)	0.75 (0.100)
Maximum Continuous GPM (CFM)	10 (1.33)	15 (2.0)	15 (2.0)	25 (3.34)
Maximum Intermittent GPM (CFM)	20 (2.67)	30 (4.01)	30 (4.01)	50 (6.68)
Maximum Pressure (PSI)	150	150	150	150
Maximum Temperature (F)	120	120	120	120
Length (in)	7.5	7.5	9	10.75
Overall Height (in)	5.75	6.25	6.25	7.25
Height, bottom to center line (in)	1.8	2	2	2.56
Width (in)	3.7	4.5	4.5	6.625
Weight (lbs)	4.08	5.84	6.29	10.25
Register Capacity millions USG (millions CF)	10 (1)	10 (1)	10 (1)	10 (1)
Pulse Resolution (USG)	1 Pulse = 1 or 10 USG	1 Pulse = 1 or 10 USG	1 Pulse = 1 or 10 USG	1 Pulse = 1 or 10 USG
Pulse Resolution (CFM)	1 Pulse = 0.1 or 1 CF	1 Pulse = 0.1 or 1 CF	1 Pulse = 0.1 or 1 CF	1 Pulse = 0.1 or 1 CF

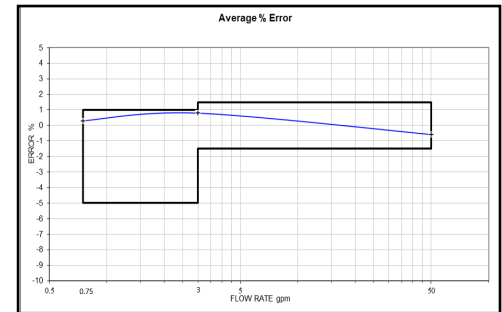
**PD19 5/8" x 3/4"**



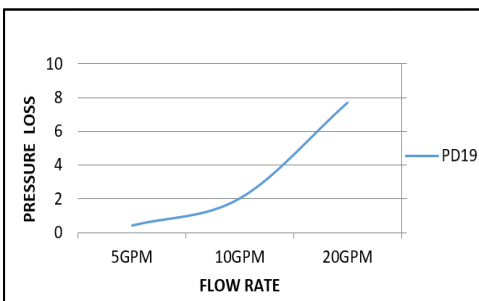
**PD20 3/4" x 3/4"**



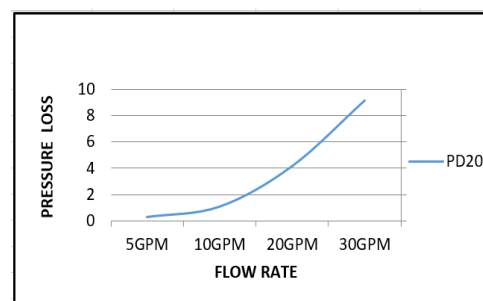
**PD25 1"**



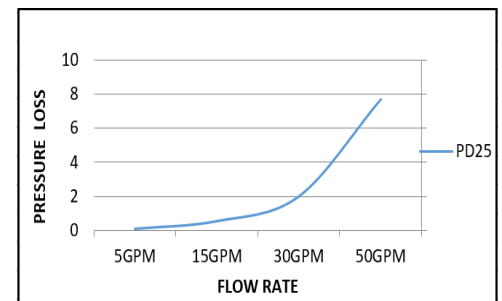
**PD19 5/8" x 3/4"**



**PD20 3/4" x 3/4"**



**PD25 1"**



**\*Note: All data are actual M&E test results.**



FOR ORDERS & INQUIRIES:  
**877-863-8377**